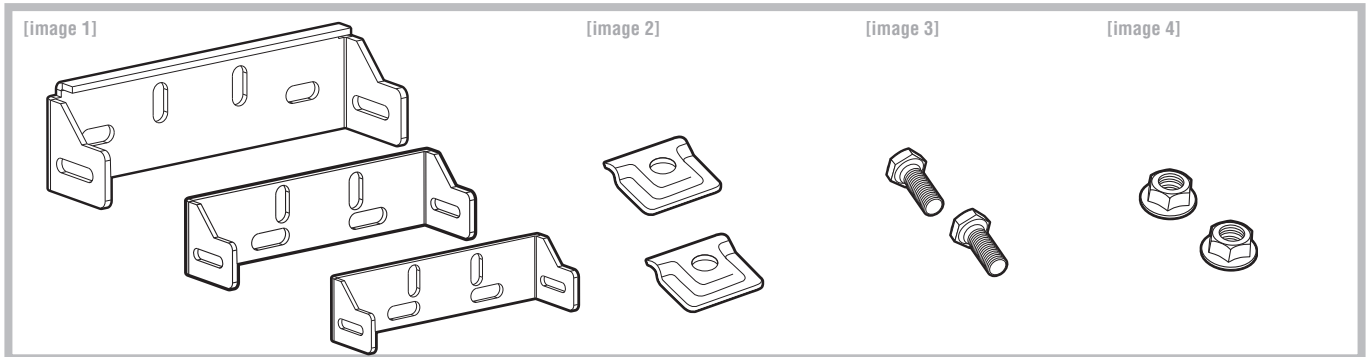


Assembly Instructions

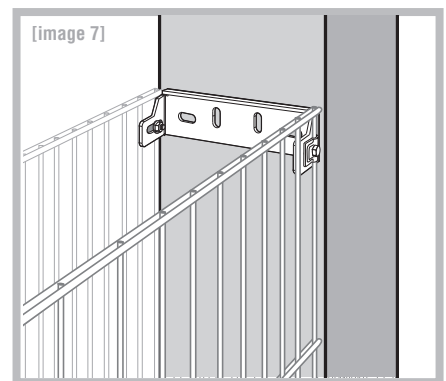
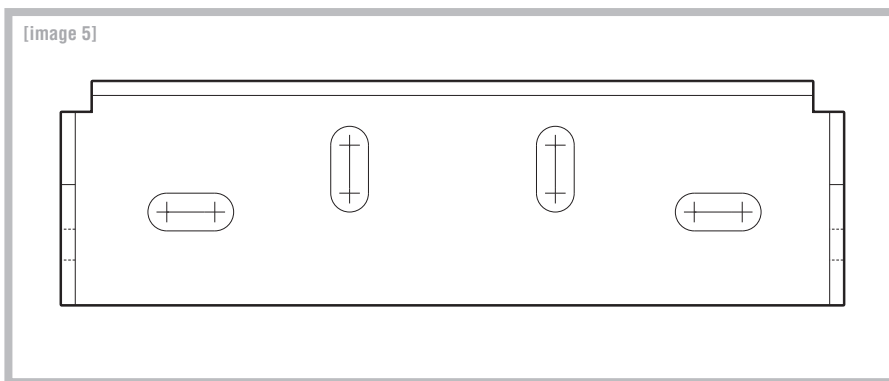
WALL CONNECTION

for PERGONE® 23CM / 16CM / 13CM

arcadia®



The assembly instructions are for the attention of the qualified skilled worker possessing the required level knowledge to carry out safe and professional construction. In case one of these qualifications is not held, please get in contact with a specialist assembly company. One wall connection for Pergone® 23 cm, 16 cm or 13 cm consists of 1 x galvanized mounting bracket [image 1], 2 x overlays, stainless steel [image 2], 2 x hex head screws, SW 13 [image 3] and 2 x locknuts [image 4]. Please make sure that the delivery contents are complete before you begin with assembly.



Measure the wall connection and mark the positions where the holes are to be drilled (at least two fixing points are required) on the fixing structure (e.g. brickwork, concrete, etc.). The layout (quantity) of the wall connections depends on the height of double rod gratings and thus on the number of universal fixing clips [see table].

In the wall connection area, the universal fixing clips are replaced by the wall connection elements. Prior to making the wall connection, the fixing structure involved must be inspected for feasibility and on the basis of these findings the dimensions of the fixing screws must be determined for each case. At the marked positions, pre-drill the holes in an appropriate size and clean them. Insert suitable plugs and screw tight the wall connection element along the entire surface.

Screw the outermost vertical rods of the double rod gratings to the outside of the wall connection on both sides using overlays. Required tools: 13 mm socket head wrench

The distance from the wall can be varied due to the slotted holes. For the installation of columns, fixing of the double rod gratings, and installation of the spacers, please see the assembly instructions for Pergone® 23 cm, 16 cm or 13 cm.

Number of wall connections (distribute evenly)

Height (cm)	Pergone® 23 cm	Pergone® 16 cm	Pergone® 13 cm
60	2	2	2
80	3	3	3
100	3	3	3
120	3	3	3
140	4	4	-
160	4	4	-
180	4	4	-
200	5	5	-
220	5	-	-
240	5	-	-

Notice: Written and verbal recommendations (technological application) which are given on the basis of experience and to the best of our knowledge and correspond to the current level of knowledge in science and practical application are not binding and do not represent the basis for any contractual relationship or any further commitments. Under no circumstances is the purchaser of our product released from their obligation to examine the product on their own authority with respect to its suitability and the intended purpose of use.

No guarantee is given for misprints and errors. Subject to changes!

State: 06/2018

arcadia®

Asangstraße 16
D-94436 Simbach

fon +49 9954 70017-70
fax +49 9954 70017-88

mail arcadia@3ks.de
web www.3ks.de

3ks®
profile gmbh